

Victims of Crime Act (VOCA) Crime Victims Fund

Briefing Background 2009 Budget

Prepared by

National Association of VOCA Assistance Administrators
(NAVAA)

Steve Derene, Executive Director

608-233-2245

steve@navaa.org

www.navaa.org

Victims of Crime Act (VOCA)

Crime Victims Fund

Background Information

- Created in 1984, the Crime Victims Fund provides critical funding that helps millions of victims of all types of crime every year. The Fund comes from the collection of Federal criminal fines; *not* taxpayer revenues.
- **The Administration's 2009 budget launches a multiple assault on the Fund:**
 1. The Administration's VOCA cap request is \$590 million, a funding level that has already caused severe cuts to victim assistance programs.
 2. For the fourth year in a row, the Administration wants to wipe out the entire Fund balance—in 2009 that amounts to more than **\$2 billion**—which means there will be nothing in the Crime Victims Fund to support victim services at the start of 2010.
 3. The Administration again wants to transform the Fund from a reliable source of dedicated offender-generated revenues into an offsetting revenue conduit for the General Treasury.
 4. The Administration's request **includes** \$50 million for the Antiterrorism Emergency Reserve (AER) which effectively cuts the cap to \$540 million.
- **VOCA state victim assistance grants have been drastically cut, despite Congress's repeated pledge to ensure *stable* victim service funding.**
 1. VOCA assistance grants were cut by \$25 million (6.4 percent) in 2007.
 2. In 2008, Congress reduced the amount available from the Fund by \$35 million; together with increases in other VOCA programs and new administrative assessments imposed by the Office of Justice Programs, cut state victim assistance grants this year may be cut by as much as \$81 million (22 percent).
 3. Under the Administration's 2009 budget request, state assistance grants would face additional cuts of \$53 million (18.3 percent).
 4. Taken together, the cuts to assistance grants would total **\$159 million—40 percent—since 2006 grants.**
 5. A 2009 VOCA cap of at least **\$770 million** would be needed to restore state assistance grants to the amount received in 2006.

Programs/costs paid out of the Crime Victims Fund:

- Children's Justice Act
- U.S. Attorney's victim/witness coordinators
- F.B.I. victim assistance specialists
- Federal victim notification system
- OVC discretionary grants
- State compensation formula grants
- State victim assistance formula grants
- OJP Office of Audit, Assessment and Management (OAAM)
- OJP management and administration
- Antiterrorism Emergency Reserve

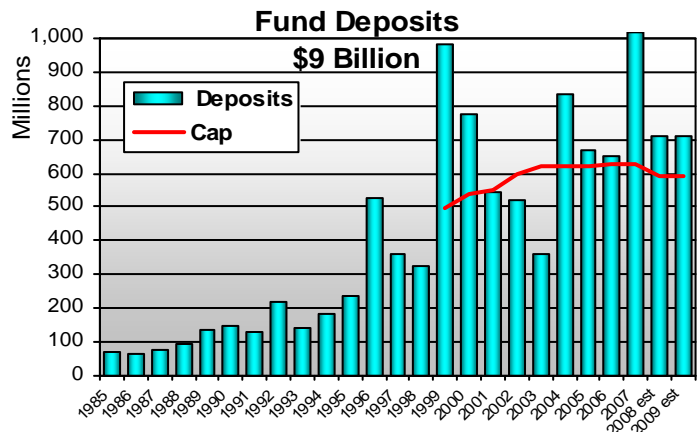
VOCA's Crime Victims Fund

- The Crime Victims Fund is a “separate account” into which Federal criminal fines, forfeitures and special assessments – **not taxpayer revenues** – are deposited. A total of \$9 billion has been deposited since 1984 when the Fund was created through 2007.
- Since its inception, amounts deposited into the Fund in one year are distributed for victim services the next year. Because of fluctuations in Fund deposits, Congress in 2000 started delaying or “capping” a portion of the Fund to *ensure stable funding* for victim services. By law, amounts not spent are kept in the Fund for victim services in future years.
- Unless the annual cap on total VOCA spending is set high enough, grants to states for direct victim assistance are reduced as funding for other VOCA programs increase.
 - In 2007, because of increases in other VOCA-funded programs, state assistance grants were cut by \$25 million (6.2 percent).
 - In 2008, not only did the costs for other VOCA-funded programs increase, but the cap was lowered to \$590 million, **AND** the Office of Justice Program began to charge the Fund for OJP’s own management and administration expenses. As a result, state VOCA assistance grants may be as much as \$81.3 million (22 percent) less than 2007.
 - Under the Administration’s 2009 request, in addition to other VOCA program cost increases, the Administration wants to use \$50 million for the Antiterrorism Emergency Reserve, meaning that state assistance programs could be cut by yet another \$52.8 million.
- **Taken together, these cuts equal \$159 million (40 percent) since 2006...this is hardly “stable” funding!**
- **Under the Administration’s budget request, the 2009 VOCA cap would have to be at least \$770 million just to restore state victim assistance grants to the same dollar amount received in 2006.**
- Restoring funding to the 2006 level does **not** include funds for:
 - Higher crime rates.
 - Services to more crime victims.
 - Services to victims of “new” types of crimes (e.g. identity theft, human trafficking, etc).
 - Higher operating costs (e.g. the cost of gas, stamps, heat/electricity, etc.).

Fiscal Year	Previous Year Deposits	Cap on Obligations
2000	985,185,354	\$500,000,000
2001	776,954,858	537,500,000
2002	544,437,015	550,000,000
2003	519,466,480	600,000,000
2004	361,341,967	621,312,498*
2005	833,695,013	620,000,000*
2006	668,268,054	625,000,000
2007	649,631,046	625,000,000
2008	1,017,977,475	590,000,000
2009 **	710,000,000	590,000,000

* Includes rescissions and carryovers

** OMB estimates; cap includes \$50 million for Antiterrorism Emergency Reserve.



Congress has repeatedly reaffirmed its intent to ensure stable funding for crime victim services.

*“The conferees have taken this action [delaying annual Fund obligations] to protect against wide fluctuations in receipts into the Fund, and to ensure that a **stable** level of funding will remain available for these programs in future years.”* [FY 2000; Conf. Rpt. 106-479]

“... all sums deposited in the Fund in any fiscal year that are not made available for obligation by Congress in the subsequent fiscal year shall remain in the Fund for obligation in future fiscal years, without fiscal year limitation.” [42 U.S.C.10601(c); amended Pub. L. 106-386; Oct. 28, 2000]

*“The conferees have taken this action to protect against wide fluctuations in receipts into the Fund, and to ensure that a **stable** level of funding will remain available for these programs in future years.”* [FY 2002; Conf. Rpt 107-278]

*“[The cap] is continued to ensure a **stable** source of funds will remain available for the program, despite inconsistent levels of criminal fines deposited annually into the fund.”* [FY 2005; House Rpt. 108-576]

*“[The cap is continued to ensure a **stable** source of funds will remain available for the program, despite inconsistent levels of criminal fines deposited annually into the fund. Requested language rescinding the remaining balances in the Crime Victims Fund is not included.”* [FY 2006; House Rpt. 109-118]

*“Section 612, modified from fiscal year 2006 and the request, delays the obligations of any receipts deposited into the Crime Victims Fund in excess of \$625,000,000 until October 1, 2007. This language is continued to ensure a **stable** source of funds will remain available for the program, despite inconsistent levels of criminal fines deposited annually into the fund. Requested language rescinding the remaining balances in the Crime Victims Fund is not included.”* [FY 2007; House Rpt. 109-520]

“Language is not included to rescind balances from the Crime Victims Fund, as requested by the administration.” [FY 2007; Senate Rpt. 109-280]

*[Part of managing the Fund is] “to assure **stability** year in and year out so that funds will be available for victims to be paid out according to the authority.* [Chair, House CJS Subcommittee, Cong. Rec. 25 July 2007: H8477]

Restore stable VOCA assistance funding

Under the Administration’s request, state victim assistance grants would be cut by \$159 million – 40 percent – since 2006. A 2009 cap of \$770 million would restore these grants to the amount received in 2006.

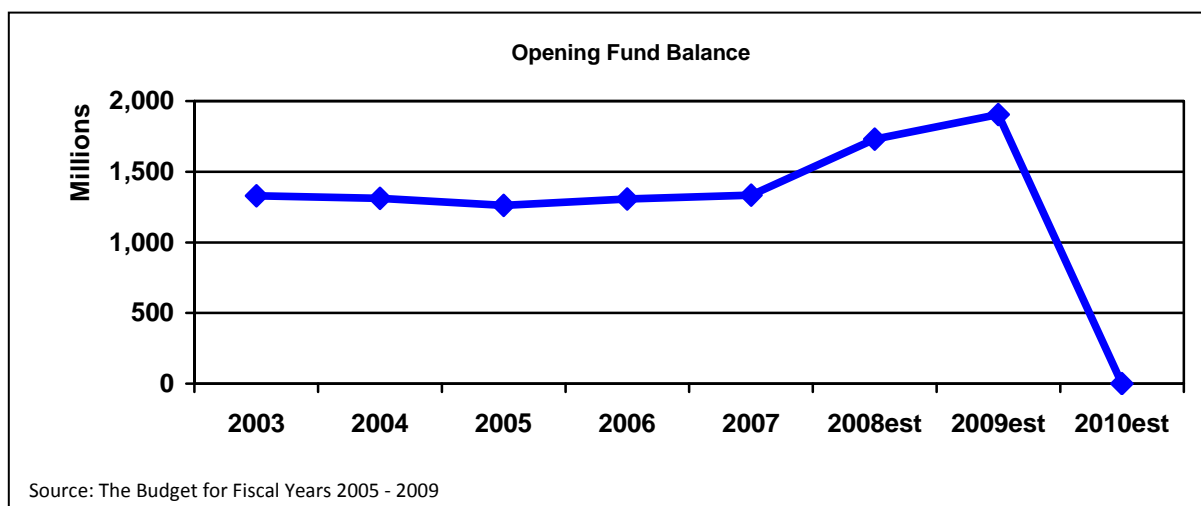
REJECT THE RESCISSION!

- For the fourth year in a row, the Administration wants to remove the entire Crime Victims Fund balance—both the unobligated amounts retained from previous years as a “rainy day” fund **plus** the amount they project may be deposited during FY 2009.
- That would remove more than \$2 billion and leave the Fund **empty** at the beginning of 2010. That means taxpayer money may be needed to replace offender-based revenues to support victim services.

	2007 Actual	2008 Est.	2009 Est.	2010 w/rescission
Balance, start of year	1,333	1,730	1,904	0
Receipts	1,018	710	710	???
Total	2,351	2,440	2,614	
New Budget Authority	621	536	Cap 590	
			Rescission 2,024	
			Less 2,614	
Balance, end of year	1,730	1,904	0	

In millions

Source: “The Budget for Fiscal Year 2009, Office of Justice Programs,” p. 730



- The Administration’s proposal would transform the Crime Victims Fund from a separate account paid exclusively by criminals and dedicated solely to crime victim services into an offsetting revenue account. The budget would appropriate \$590 million from the taxpayer funds in the General Fund to be offset by up to that amount deposited into the Fund during the year and that any deposits in excess of \$590 million also are transferred to the Treasury.
- However, if less than \$590 million is deposited into the Fund taxpayers dollars would have to replace revenues from offenders. In the nine years since caps were first imposed, deposits were **less** than the cap three times, which means there is a fair chance that some taxpayer funds will be used instead of fines paid by criminals.
- The Senate Federal Financial Management Subcommittee found:

The [Administration’s] proposed rescission is a true budget “gimmick,” giving the appearance of savings by removing funding for FY08 programs, without any proposal to terminate the program. Congress will then have to fund the program with discretionary funds, turning a self-funding program into a greater burden on the taxpayers. [March 8, 2006]

Antiterrorism Emergency Reserve

- **Contrary to the VOCA statute, Congressional intent and DOJ policy, the Administration wants to use up to \$50 million from “under the cap” for the Antiterrorism Emergency Reserve (AER).**
- The AER was created as part of the USA PATRIOT Act as a separate “above the cap” portion of the Crime Victims Fund for unanticipated assistance and compensation services for victims of domestic or international terrorism and incidents of mass violence. Because of VOCA’s statutory allocation formula, using amounts “above the cap” does not reduce funds otherwise available for state victim assistance grants.
- The need for emergency funds is unpredictable and may, in fact, not be used. For example, from 2003 – 2006, OVC spent a total of \$18 million from the AER. Placing the \$50 million AER under the cap unnecessarily deprives direct crime victim assistance programs of essential resources.
- Since the AER was created in 2001, DOJ has properly considered the AER “above the cap,” but the Administration is now reversing course. This, in effect, makes the Administration’s purported cap request not \$590 million, as it claims, but only \$540 million; this alone accounts for 16.5 percent reduction in state victim assistance grants.
- As explained by then-House Appropriations Subcommittee Chair Frank Wolfe, “The Antiterrorism Reserve is a separate portion of the Crime Victims Fund, and there is a statutory authority allowing obligations to be made **on top of any limitation carried in this bill**. [Congressional Record, June 27, 2006, H4634]
- A Justice Department White Paper explains that:

*...once funds so designated in the Emergency Reserve have been carried over, those funds would be available solely for terrorism-related costs, at the discretion of the Director, **over and above the yearly obligation limit set annually by statute**. This allows OVC to meet unpredictable terrorist victims’ needs without the influx of more tax dollars, and **without interfering with routine compensation or assistance provided to ordinary crime victims**.*
- Furthermore, since the AER is replenished from amounts retained in the Crime Victims Fund balance, the Administration’s efforts to eliminate the entire Fund balance means there will be no money left in the Fund from which to replenish amounts obligated from the AER. Again, the only alternative is to replace offender-paid revenues with taxpayer dollars.
- **Congress should ensure that DOJ abides by the law and its own policy to keep the Antiterrorism Emergency Reserve above the cap.**

HOW THE CRIME VICTIMS FUND IS DISBURSED

Under the cap on annual obligations:

- As permitted under the VAWA/DOJ Reauthorization Act (Pub. L. 109-162) two new Office of Justice Program (OJP) offices can each be funded with up to 3 percent of DOJ grant programs. According to DOJ, in 2008, 1.5 percent will be taken from the Crime Victims Fund for OJP's new Office of Audit, Assessment and Management (OAAM).
- For the first time, beginning in 2008, OJP intends to assess up to 5.5 percent of the Fund for its own management and administration.

The following amounts are allocated according to the VOCA statutory formula (42 U.S.C. 10601(d)):

- The first \$10 million to \$20 million is used for formula grants to states to improve the investigation and prosecution of child abuse (Children's Justice Act);
- After that, "such sums as may be necessary" are set aside for certain Federal victim services:
 - Victim witness coordinators in U.S. Attorneys' offices;
 - Victim assistance staff in FBI offices;
 - Federal Victim Notification System (VNS).
- Of the amount remaining, after the above allocations:
 - Five percent for discretionary grants administered by the Office for Victims of Crime for demonstration projects, training and technical assistance and services to victims of federal crimes.
 - 47.5% of funds remaining under the cap are available for state crime victim compensation grants with each state receiving a grant based upon 60% of its state-funded compensation benefits.
 - 47.5% of funds remaining under the cap plus any amount not used for state crime victim compensation grants are allocated for formula grants to states to support direct assistance services to victims of crime (each state receives a base amount plus an amount apportioned on population).

Simply put, state assistance grants receive whatever's left over under the cap after all the other VOCA programs and added costs are funded.

In addition, according to the VOCA statute, up to five percent of amounts remaining in the Fund after the above annual allocations ("above the cap") may be used to replenish the Antiterrorism Emergency Reserve (AER) which is available for assistance to victims of international and domestic terrorism or mass violence and compensation to international terrorism victims. However, the Administration's budget would take this \$50 million from *under the cap*, thereby further reducing the amount left for state assistance grants. And by rescinding the Fund balance, there would be no money available in the Fund to replenish the AER.

Victim Assistance Programs

- Formula grants to all States and territories are based largely on population.
- 4,400 public and nonprofit agencies . . .

VOCA Subgrants: Agency Type	Subgrant Awards*		Award Amounts (in millions)	
	No.	%	Amount	%
Criminal Justice (Police, Prosecutors, Corrections, etc.)	1,506	28.8%	82.8	25.2%
Native American	45	0.9%	2.6	0.8%
Public, non-CJS (Hospitals, Mental Health, Social Services)	194	3.8%	12.8	3.9%
Private, Nonprofit (Domestic Violence Shelters, Rape Crisis, etc.)	3,423	66.2%	229.9	70.1%
TOTAL	5,168	100.0%	328.1	100.0%

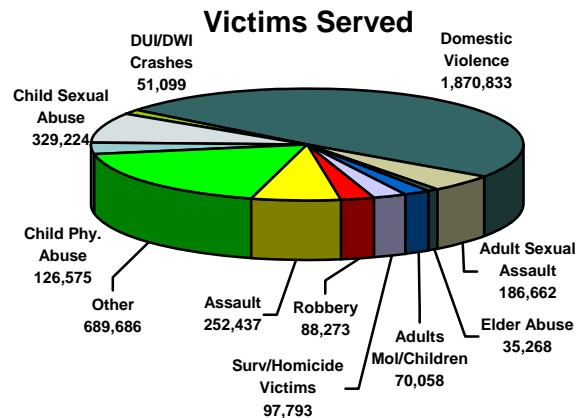
* Some agencies receive multiple subgrant awards.
Source: 2001 OVC Subgrant Award Reporting System

- . . . provide direct victim assistance services, such as:
 - crisis intervention and counseling, support groups, therapy/treatment, information and referrals;
 - emergency shelter, hotlines, legal advocacy, emergency financial assistance;
 - support within the criminal justice system (case status/disposition information, restitution assistance); and
 - personal advocacy and case management.
- . . . to 3.8 million victims of all types of crimes each year:

Victims Served:

Type of Crime	No. Victims	%
Child Physical Abuse	148,172	3.9%
Child Sexual Abuse	339,524	8.9%
DUI/DWI Crashes	59,958	1.6%
Domestic Violence	1,805,973	47.4%
Adult Sexual Assault	258,519	6.8%
Elder Abuse	39,035	1.0%
Adults Molested As Children	72,403	1.9%
Survivors of Homicide Victims	110,186	2.9%
Robbery	120,554	3.2%
Assault	288,914	7.6%
Other	569,890	14.9%
TOTAL	3,813,128	100.0%

Source: FY 2006 National Performance Report



More than 36,000 volunteers (full time equivalent) donate their time and effort annually to provide direct services to crime victims through VOCA-funded projects.

IMPACT OF VOCA ASSISTANCE GRANT CUTS

State victim assistance grants have experienced severe cutbacks since 2006 which has had a devastating impact on programs providing direct services to crime victims. The following is indicative of the impact of these cuts:

- A National Network to End Domestic Violence (NNEDV) census found that 7,707 of 60,910 requests by crime victims for services made on a single day last year went **unmet** due to inadequate funding and resources.

*"We are a bare-bones operation....
VOCA funding for staff and services is
the only way most of our poor and
homeless clients ever get assistance."
—Nonprofit service provider (TX)*

- According to a survey of 1,000 providers conducted by the National Center for Victims of Crime (NCVC):

- Nearly all respondents said that VOCA funding was **"very important."** This ranged from 91.5 percent for prosecutor-based programs to 99.5 percent for domestic violence programs.

*"VOCA funding is the life-blood of an
agency like ours dedicated solely to
helping child victims of felony sexual
and physical abuse crimes and their
non-off ending family members."
—Nonprofit service provider (AL)*

- Fifty-eight percent said they will have to serve fewer crime victims; 55 percent will reduce outreach to victim and 46 percent will provide fewer services.
- Rural areas will be especially hard hit; many will have to close satellite offices and clients will have to travel 3 or 4 hours to receive services.

- Many programs said they would use restored VOCA funding for services to elderly victims, teen victims, tribal victims, victims with disabilities, human trafficking, and homicide victims.

- Feedback from state VOCA assistance administrators indicates that the cumulative impact of multiple cutbacks is severe. Examples --

- Anticipated annual reductions in victim assistance subgrants of 8 percent in Washington State; 26 percent in Kansas; 27 percent in Pennsylvania; 16 percent in Iowa; 11 percent in Oregon; and 17 percent in Wisconsin.
- Virtually all states report they will be unable to fund new crime victim service programs.
- Continued cuts in Minnesota's VOCA assistance grants will mean the loss of the equivalent of five programs, eliminating services in five counties.
- Since FY 2005, the number of Iowa victim service programs has decreased from 88 to 74.
- Wyoming is unable to consider funding programs, such as Sexual Assault Nurse Examiners, Sexual Assault Response Teams and Child Advocacy Centers, that provide specialized crime victim services.
- Massachusetts anticipates an across-the-board cut of 27 percent, reducing the number of funded programs from 90 to 65.
- All states fear the loss of dedicated, experienced, and well-trained victim advocates because of the inability to pay a decent wage. The average annual salary for a victim service professional in South Carolina is \$18,000-\$24,000.
- The number of victim advocates supported by Oregon's competitive VOCA projects will be cut from 18 full-time equivalent to 4 full-time equivalent positions.
- Because of funding cuts in Pennsylvania, 20 percent of programs have waiting lists; 16.5 percent have discontinued programs; 22 percent imposed hiring freezes; 31 percent have decreased or eliminated staff and 13.7 percent implemented layoffs.
- An Arizona provider of sexual assault counseling services report they have a five months' waiting period.

*"VOCA funding is vital in providing services
to those who, through no fault of their own,
have become victims of the most vicious of
crimes. If this funding were not available,
these victims would go without advocacy,
medical, mental health, and/or legal
services, which is crucial in a victim's
healing process."
—Nonprofit service provider (WV)*

VA Grants	2006	2007	2008 est.	2009 Admin est.	Cut since 2006
TOTAL	395,918,319	370,600,463	289,308,000	239,816,000	-159,417,319
Alabama	6,108,000	5,694,000	4,465,000	3,666,000	-2,442,000
Alaska	1,311,000	1,257,000	1,078,000	962,000	-349,000
Arizona	7,610,000	7,298,000	5,689,000	4,644,000	-2,966,000
Arkansas	3,907,398	3,670,000	2,920,000	2,432,000	-1,475,398
California	44,933,000	41,785,000	32,014,000	25,667,000	-19,266,000
Colorado	6,190,000	5,825,000	4,565,000	3,746,000	-2,444,000
Connecticut	4,837,000	4,498,000	3,551,000	2,937,000	-1,900,000
Delaware	1,528,000	1,461,000	1,234,000	1,086,000	-442,000
Dist. Col.	1,185,000	1,165,000	1,007,000	905,000	-280,000
Florida	22,036,000	20,790,000	15,988,000	12,868,000	-9,168,000
Georgia	11,430,000	10,929,000	8,461,000	6,857,000	-4,573,000
Hawaii	2,063,000	1,954,000	1,610,000	1,386,000	-677,000
Idaho	2,225,000	2,132,000	1,746,000	1,495,000	-730,000
Illinois	16,238,000	15,077,000	11,627,000	9,386,000	-6,852,000
Indiana	8,221,385	7,655,000	5,962,000	4,862,000	-3,359,385
Iowa	4,157,000	3,886,150	3,085,000	2,564,000	-1,593,000
Kansas	3,886,000	3,638,000	2,895,000	2,413,000	-1,473,000
Kentucky	5,632,000	5,265,000	4,137,000	3,405,000	-2,227,000
Louisiana	6,090,000	5,647,000	4,429,000	3,638,000	-2,452,000
Maine	2,131,000	2,005,000	1,649,000	1,418,000	-713,000
Maryland	7,380,000	6,883,000	5,372,000	4,391,000	-2,989,000
Mass.	8,443,000	7,846,154	6,108,000	4,978,000	-3,465,000
Michigan	13,018,000	12,034,000	9,305,000	7,531,000	-5,487,000
Minnesota	6,814,382	6,354,000	4,969,000	4,069,000	-2,745,382
Mississippi	4,094,000	3,821,000	3,035,000	2,525,000	-1,569,000
Missouri	7,624,000	7,121,000	5,554,000	4,536,000	-3,088,000
Montana	1,647,000	1,567,000	1,315,000	1,151,000	-496,000
Nebraska	2,663,000	2,508,000	2,033,000	1,724,000	-939,000
Nevada	3,390,000	3,255,000	2,603,000	2,179,000	-1,211,000
New Hamp.	2,109,000	1,992,000	1,639,000	1,410,000	-699,000
New Jersey	11,268,000	10,438,000	8,086,000	6,558,000	-4,710,000
New Mexico	2,856,000	2,699,000	2,179,000	1,841,000	-1,015,000
New York	24,301,000	22,557,000	17,337,000	13,946,000	-10,355,000
N. Carolina	11,073,000	10,403,000	8,060,000	6,537,000	-4,536,000
N. Dakota	1,285,000	1,225,000	1,053,000	942,000	-343,000
Ohio	14,685,000	13,599,000	10,499,000	8,485,000	-6,200,000
Oklahoma	4,862,000	4,546,000	3,589,000	2,967,000	-1,895,000
Oregon	4,950,000	4,655,000	3,672,000	3,033,000	-1,917,000
Pennsylvania	15,858,000	14,666,000	11,313,000	9,135,000	-6,723,000
Rhode Island	1,838,000	1,726,000	1,436,000	1,247,000	-591,000
S. Carolina	5,697,000	5,350,000	4,202,000	3,456,000	-2,241,000
S. Dakota	1,454,000	1,385,000	1,175,000	1,039,000	-415,000
Tennessee	7,805,000	7,301,000	5,691,000	4,646,000	-3,159,000
Texas	28,340,000	26,683,000	20,486,000	16,460,000	-11,880,000
Utah	3,457,000	3,344,000	2,671,000	2,234,000	-1,223,000
Vermont	1,269,000	1,211,000	1,043,000	933,000	-336,000
Virginia	9,734,408	9,138,000	7,094,000	5,765,000	-3,969,408
Washington	8,180,000	7,685,000	5,984,000	4,880,000	-3,300,000
West Virginia	2,747,000	2,572,000	2,081,000	1,763,000	-984,000
Wisconsin	7,320,000	6,812,000	5,318,000	4,348,000	-2,972,000
Wyoming	1,127,000	1,081,000	944,000	854,000	-273,000
Puerto Rico	5,321,359	4,967,000	3,910,000	3,223,000	-2,098,359
Virgin Islands	634,387	624,000	595,000	576,000	-58,387
Am. Samoa	271,000	265,159	250,000	240,000	-31,000
Guam	392,000	377,000	335,000	308,000	-84,000
N. Mariana Is.	286,000	279,000	260,000	248,000	-38,000

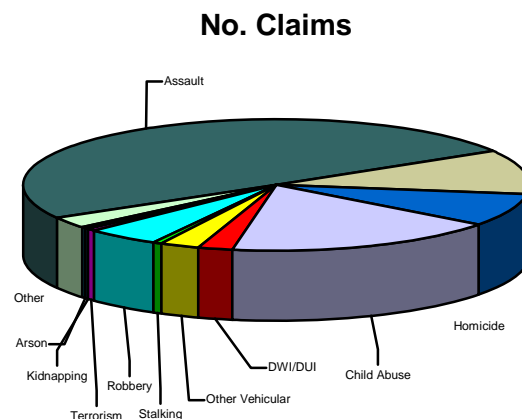
Crime Victim Compensation

- Benefits to victims of violent crimes for unreimbursed, out-of-pocket expenses directly related to the crime.
- VOCA grants based upon 60% of benefits paid with state funds.

Compensation Claims:

Type of Crime	Total No. Claims	Dom. Violence Claims*	Amount Paid (State and VOCA)
Assault	70,517	23,167	\$245,842,013
Homicide	15,509	1,300	\$71,469,159
Sex. Assault	11,690	655	\$12,315,823
Child Abuse	24,709		\$24,420,097
DWI/DUI	3,030		\$17,849,132
Other Vehicular	3,866		\$18,382,976
Stalking	549	243	\$840,460
Robbery	6,613	61	\$16,887,965
Terrorism	1,028		\$2,415,504
Kidnapping	511	135	\$751,266
Arson	184	15	\$548,390
Other	3,989	1,185	\$9,904,209
TOTAL	142,195	26,761	\$421,626,994

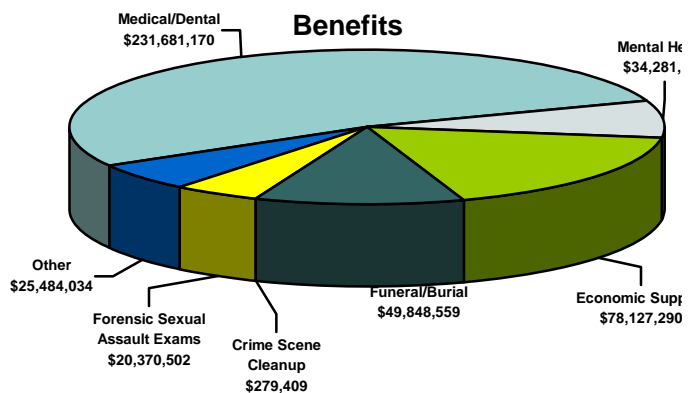
* Domestic Violence Claims included in Total No. Claims
 Source: VOCA National Performance Report, 2006



Compensation Benefits:

Expense:	Amount Paid
Medical/Dental	\$231,681,17
Mental Health	\$34,281,84
Economic Support	\$78,127,29
Funeral/Burial	\$49,848,55
Crime Scene Cleanup	\$279,40
Forensic Sexual Assault Exams	\$20,370,50
Other	\$25,484,03
TOTAL	\$440,072,80

Source: VOCA National Performance Report, 2006



Comp. Grants	2002	2003	2004	2005	2006	2007	2008
TOTAL	93,957,000	164,933,000	186,149,000	169,653,000	143,418,000	165,716,000	171,349,000
Alabama	1,107,000	1,740,000	2,792,000	1,129,000	376,000	1,448,000	1,529,000
Alaska	319,000	504,000	543,000	518,000	565,000	547,000	430,000
Arizona	566,000	1,374,000	1,258,000	1,304,000	1,185,000	1,197,000	1,193,000
Arkansas	650,000	1,148,000	1,187,000	1,474,000	1,204,000	1,239,000	1,378,000
California	23,305,000	44,234,000	64,796,000	25,689,000	15,682,000	32,140,000	31,043,000
Colorado	2,016,000	3,558,000	3,707,000	3,109,000	3,782,000	3,794,000	3,743,000
Connecticut	583,000	808,000	780,000	813,000	956,000	889,000	850,000
Delaware	228,000	399,000	859,000	2,766,000	933,000	720,000	865,000
Dist. Col.	679,000	1,643,000	2,313,000	657,000	2,838,000	3,081,000	2,795,000
Florida	5,268,000	13,256,000	8,822,000	6,998,000	2,937,000	4,866,000	6,897,000
Georgia	1,260,000	2,304,000	1,706,000	4,575,000	6,156,000	6,066,000	4,557,000
Hawaii	438,000	512,000	522,000	309,000	168,000	290,000	246,000
Idaho	345,000	462,000	821,000	758,000	907,000	567,000	899,000
Illinois	6,866,000	8,974,000	10,431,000	6,917,000	8,166,000	10,154,000	9,978,000
Indiana	405,000	1,588,000	638,000	1,460,000	1,755,000	1,421,000	581,000
Iowa	1,035,000	1,560,000	1,238,000	1,843,000	2,241,000	2,359,000	1,845,000
Kansas	905,000	1,058,000	1,222,000	1,264,000	860,000	1,220,000	1,720,000
Kentucky	209,000	491,000	339,000	462,000	911,000	747,000	389,000
Louisiana	429,000	988,000	771,000	773,000	689,000	683,000	757,000
Maine	125,000	186,000	175,000	186,000	201,000	183,000	159,000
Maryland	1,581,000	1,291,000	2,058,000	2,058,000	1,355,000	1,942,000	2,724,000
Mass.	546,000	1,142,000	1,520,000	1,312,000	1,141,000	1,474,000	1,203,000
Michigan	485,000	866,000	757,000	985,000	1,480,000	1,706,000	1,239,000
Minnesota	728,000	948,000	1,241,000	1,090,000	876,000	1,050,000	861,000
Mississippi	501,000	539,000	713,000	661,000	909,000	775,000	553,000
Missouri	1,482,000	2,563,000	2,279,000	4,199,000	3,102,000	3,457,000	2,763,000
Montana	173,000	309,000	356,000	270,000	145,000	353,000	271,000
Nebraska	109,000	170,000	127,000	42,000	39,000	30,000	24,000
Nevada	1,071,000	1,995,000	1,561,000	1,685,000	2,138,000	2,350,000	2,151,000
New Hamp.	62,000	200,000	211,000	159,000	210,000	80,000	197,000
New Jersey	1,335,000	2,283,000	4,842,000	6,655,000	5,620,000	6,124,000	4,176,000
New Mexico	364,000	490,000	734,000	525,000	769,000	650,000	748,000
New York	6,190,000	12,129,000	9,938,000	9,337,000	8,825,000	8,679,000	11,350,000
N. Carolina	1,083,000	2,643,000	3,830,000	1,357,000	4,002,000	3,949,000	1,991,000
N. Dakota	93,000	135,000	98,000	86,000	106,000	73,000	156,000
Ohio	2,499,000	8,783,000	6,777,000	6,111,000	3,454,000	4,513,000	7,299,000
Oklahoma	679,000	1,525,000	1,659,000	1,683,000	1,957,000	2,104,000	1,801,000
Oregon	890,000	753,000	1,046,000	1,215,000	1,161,000	1,586,000	1,067,000
Pennsylvania	1,833,000	3,863,000	2,071,000	3,817,000	4,491,000	5,083,000	6,752,000
Rhode Island	1,500,000	1,941,000	1,248,000	912,000	1,562,000	699,000	891,000
S. Carolina	2,443,000	3,075,000	4,116,000	4,736,000	3,543,000	4,088,000	3,247,000
S. Dakota	97,000	158,000	184,000	44,000	242,000	154,000	91,000
Tennessee	2,070,000	5,095,000	4,971,000	3,167,000	3,177,000	3,411,000	5,253,000
Texas	12,455,000	16,020,000	18,489,000	42,464,000	28,022,000	26,460,000	31,837,000
Utah	1,418,000	1,794,000	2,332,000	2,889,000	3,035,000	1,934,000	1,846,000
Vermont	120,000	267,000	212,000	200,000	230,000	264,000	318,000
Virginia	611,000	1,095,000	1,244,000	1,369,000	871,000	669,000	907,000
Washington	3,521,000	4,018,000	4,444,000	4,802,000	5,871,000	5,168,000	4,704,000
West Virginia	527,000	749,000	646,000	1,118,000	951,000	1,157,000	1,142,000
Wisconsin	556,000	846,000	841,000	1,072,000	1,004,000	1,143,000	977,000
Wyoming	86,000	230,000	442,000	348,000	337,000	460,000	486,000
Puerto Rico	43,000	131,000	139,000	227,000	193,000	307,000	260,000
Virgin Islands	65,000	100,000	103,000	54,000	88,000	213,000	210,000
Guam	3,000						

Other VOCA-funded Programs

OJP Office of Audit, Assessment and Management (OAAM)

- Up to 3 percent from every DOJ formula grant program is reserved to fund each of two new offices created in the Office of Justice Programs by the VAWA/DOJ Reauthorization Act. According to DOJ, in 2008, 1.5 percent (\$8.9 million) will be used for OAAM.

OJP Management and Administration

- Beginning in 2008, OJP, for the first time, is assessing up to 5.5 percent (\$32.5 million) of the Fund for OJP's management and administration.

Children's Justice Act

- Up to \$ 20 million in formula grants to states to improve the investigation/prosecution of child abuse cases.
- 85 percent awarded by HHS to States; 15 percent by OVC for Native American grants.

United States' Attorneys Office victim/witness coordinators

- VOCA funded since 2000 at approximately \$22 – 25 million plus/year.
- Funds Federal victim/witness coordinators in United States Attorneys' Offices in each of 94 Federal districts.

F.B.I. victim assistance specialists

- VOCA funded since 2001 between \$2 million - \$13 million/year.
- Funds 112 victim assistance specialists in F.B.I. field offices.

Federal Victim Notification System (VNS)

- VOCA funded since 2003 between \$5 – \$5.5 million/year.
- Automated notification to victims on case status and offender status used by USAO, FBI and Bureau of Prison.

Office for Victims of Crime Discretionary Grants

- Five percent of annual allocations after CJA, federal set asides and OJP assessments.
- At least half used for national scope training and technical assistance, demonstration projects, program evaluations, and compliance efforts
- No more than half used for services to victims of Federal crimes.

	2002	2003	2004	2005	2006	2007	2008 est.*
OAAM							8,850,000
OJA M&A							32,450,000
CJA	20,000,000	20,000,000	20,000,000	20,000,000	20,000,000	19,898,701	20,000,000
USAO	18,134,000	18,316,908	20,613,963	14,767,825	21,954,880	22,249,500	25,200,000
FBI	1,947,974	10,410,486	1,871,656	7,945,845	8,747,300	11,907,238	13,100,000
VNS	5,000,000	5,141,843	5,141,843	4,960,000	5,492,000	5,000,000	5,500,000
OVC Disc.	25,104,438	28,170,473	31,541,891	29,866,728	29,618,720	28,227,182	24,245,000
Other/Adj						1,400,915	

* Estimate based on current available information, subject to change

Replenishment of Antiterrorism Emergency Reserve (AER)

- Five percent of balance ("above the cap") in Crime Victims Fund available (after other programs are funded) to replenish \$50 million reserve available for:
 - Supplemental grants to assist and compensate victims of domestic or international terrorism or mass violence.
 - OVC International Victims' of Terrorism Compensation Program.

Organizations Supporting the Crime Victims Fund

(in alphabetical order)

American Bar Association Criminal Justice Section
American Correctional Association (ACA)
American Probation and Parole Association (APPA)
American Society of Victimology
Break the Cycle
CASA of New Jersey
International Association of Chiefs of Police (IACP)
International Organization for Victim Assistance (IOVA)
Jewish Women International
Justice Solutions, Inc.
Legal Momentum
Maryland Crime Victims Resource Center, Inc.
Mothers Against Drunk Driving (MADD)
National Advocacy Center of the Sisters of the Good Shepherd
National Alliance to End Sexual Violence
National Association of Crime Victim Compensation Boards (NACVCB)
National Association of Victim Service Professionals in Corrections (NAVSPIC)
National Association of VOCA Assistance Administrators (NAVAA)
National Center for Victims of Crime (NCVC)
National Children's Alliance
National Coalition Against Domestic Violence (NCADV)
National Coalition of Victims in Action (NCVIA)
National Council of Jewish Women
National Crime Victim Law Institute (NCVLI)
National Crime Victim Research and Treatment Center
National Criminal Justice Association (NCJA)
National District Attorneys' Association (NDAA)
National Grange
National Judicial College
National Network to End Domestic Violence (NNEDV)
National Organization for Victim Assistance (NOVA)
National Organization of Parents of Murdered Children (POMC)
National Sheriffs' Association
Pennsylvania Coalition Against Rape (PCAR)
Rape Abuse & Incest National Network (RAINN)
Renée Olubunmi Rondeau Peace Foundation, Inc.
Safe Now Project
Security on Campus, Inc.
Sheila Wellstone Institute
Stop Family Violence
Texas CASA
Victims' Assistance Legal Organization (VALOR)
YWCA USA